

Broad Guidelines for submission of Philately Project:-

1. The project should be sent in original. Copying from the internet and WebPages may be avoided
2. Any one of the languages, i.e English or Hindi or Kannada may be used in the project.
3. The Philately Project should not be of more than 4 to 5 pages containing the original creative work performed by the candidate on the Philately Subject.
4. In the Project, student may use not more than 16 stamps and not more than 500 words.
5. The project once submitted will remain with the Department; student may keep a copy of the project. Items like Original Stamps etc used in the project will not be returned.
6. It is not necessary to paste original stamps; however it will be on candidate wish whether to use image of stamp or original stamp.
7. Apart from stamps (original or image), Special covers, First Day covers, Meghdoot Postcards can also be used in the project.
8. Any of the stamps or items concerned to philately may be used in the project.
9. Project work on Philately along-with a copy of School ID, PD A/c No and copy of the result of last final examination (Annexure B) all duly attested from Principal of School may be submitted along with the project. If marks card is not available, a certificate from the Principal of the school certifying about the percentage of marks to be furnished in original.
10. Project Work and other documents to be submitted directly to concerned divisional head by Registered/ Speed Post to reach on or **before 10.02.2018**.
11. To know more about Philately a candidate may visit India Post Website @ <http://postagestamps.gov.in> dedicated to Philately.
12. The List of subjects and a sample template of project are uploaded in www.karnatakapost.gov.in. It is requested to download the same for reference. Project samples provided here are for reference only.

General Conditions:

- An Awardee is eligible for the scholarship provided he/she maintains good conduct and continues his/her studies as a regular student.
- Scholarship may be revoked at any point of time by the competent authority (CPMG) on finding any irregularities in the eligibility criteria.
- A student must continue to have a PDA account and continue to be a member of Philatelic club during the scholarship awarding period.

Disbursement of Scholarship:

- The awardees will be asked to open Joint account with parents in India Post Payment Bank or Post Office Savings Bank in a branch, which has core banking facility.
- The scholarship is paid to awardees on quarterly basis (Rs.1500/- each quarter).

Annexure - A

SUGGESTIVE LIST OF TOPICS (ANY ONE OF THE FOLLOWING) TO BE USED FOR PHIALTELY PROJECT

1. On Mahatma Gandhi.
2. Sports in India.
3. Communication development.
4. Land Transport.
5. Water Transport.
6. Air Transport.
7. Freedom struggle of India.
8. Music of India.
9. Dances of India.
10. Development of Science and Technology.
11. Role of Army in India's Defence.
12. Domestic Animals.
13. Carnivorous Animals.
14. Herbivorous Animals.
15. Archaeological Monuments of India
16. Agriculture.
17. Birds of India.
18. Crafts of India.
19. Health and Medicine in India.
20. Railways.
21. Space Technology in India.
22. Progress of Industrialization in India
23. Postal History of India.
24. Tribal cultural heritage of India.
25. Tourist places of India.
26. Indian Films.
27. Flowers
28. Olympics
29. Costumes
30. Educational Institutions.
31. Social Reformers
32. Karnataka in Stamps.
33. Architecture.
34. Festivals.
35. Food and Nutrition.
36. Children's Day
37. Janpith Awardees.
38. Painters
39. Saints of India
40. Scientists & Inventions.

Annexure – B

PROJECT WORK – (to be submitted in original – 4 to 5 pages, not more than 16 stamps and 500 words)

Deen Dayal SPARSH Yojana- Philately Project work

1. Name of the Candidate	
2. Class studying	
3. Name and address of the School	
4. Whether school is recognized	YES/NO
5. Residential Contact Address Contact No & email ID	
6. Roll Number of philately quiz written examination	
7. Philately Deposit Account Number	
8. Whether school is having philately club and are you member of the club	YES/NO
9. Whether copy of school ID and copy of result of last final examination duly attested from Principal of school is attached	YES/NO

I hereby declare that

- I will maintain good conduct and continues my studies as a regular student.
- I will continue to have a PDA account / continue to be a member of philatelic club during the scholarship awarding period.

Date:

Signature of the candidate

CERTIFICATE

1. I hereby certify that is a recognized school.
2. I hereby certify that the school..... is having philately club and the candidate is a member of the club.

Date:

Signature of the Principal with Rubber Stamp

For office use only

Note: Copying from the internet and WebPages may be avoided.

Sample Project Work: Example 1

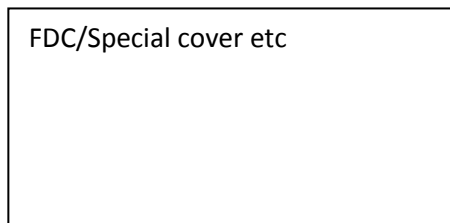

Title of the Project i,e Theme selected for the project :ROSE

Introduction: A rose is a woody perennial flowering plant of the genus *Rosa*, in the family Rosaceae, or the flower it bears. There are over a hundred species and thousands of cultivars. They form a group of plants that can be erect shrubs, climbing or trailing with stems that are often armed with sharp prickles. Rose plants range in size from compact, miniature roses, to climbers that can reach seven meters in height. Different species hybridize easily, and this has been used in the development of the wide range of garden roses.


Development: (develop of the theme with the help of stamp and other philatelic materials) in this case about ROSE Theme: Apart from stamps (original or image), Special covers, First Day covers, Meghdoot Postcards can also be used in the project.

1. Botany

Stamps [on roses]



1.1 Species




2. Uses

2.1 Ornamental plants

2.2 Cut Flowers

2.3 Perfume



2.4 Food and drink

2.5 Medicine


2.6 Culture

2.6.1 Art

2.6.2 Symbolism

3.Pests and Diseases

FDC/Special covers etc on rose theme



ENDING:



Sample Project Work: Example 2


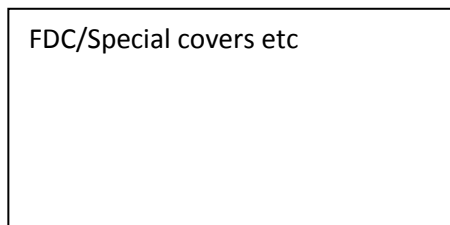

Title of the Project i.e Theme selected for the project : BIRDS (EAGLE)

Introduction: Eagle is a common name for many large [birds of prey](#) of the family [Accipitridae](#); it belongs to several groups of [genera](#) that are not necessarily closely related to each other. Most of the 60 species of eagles are from Eurasia and Africa.^[1] Outside this area, just 14 species can be found – two in North America, nine in Central and South America, and three in Australia.

1.Description: Eagles normally build their nests, called [eyries](#), in tall trees or on high cliffs. Many species lay two eggs, but the older, larger chick frequently kills its younger sibling once it has hatched. The dominant chick tends to be a female, as they are bigger than the male. The parents take no action to stop the killing.^{[5][6]}

1.


Stamps [on Eagles]




2. Distribution

3. Groups


3.1 Fish Eagles




3.2 Booted eagles




3.3 Snake eagles



3.4 Harpy eagles



4. SPECIES



5. Eagles in Culture

- 5.1 Etymology
- 5.2 Religion and Floklöre
- 5.3 Heraldry


Again select One-Such as FISH EAGLE

- 1. Description
- 2. Taxonomy
- 3. Description
- 4. Distribution and Habitat
- 5. Reproduction
- 6. Diet
- 7. Relationship with humans
 - 7.1 Conservation
 - 7.2 Heraldry

FDC/Special covers etc on EAGLE theme



ENDING:



Note: Copying from the internet and WebPages may be avoided.